






Domino (Kindergarten)



Domino (Kindergarten)



Domino Instructions

Objective:

- Be the first player to place all your dominoes on the table by matching the pictures

Setup:

- Print, cut, and shuffle the domino cards.
- Deal 6 dominoes to each player.
- Place the rest face down in a pile (draw pile).

How to Play:

- Place one domino face up in the center to start.
- Players take turns adding a domino by matching one of the pictures.
- Example: matches pictures with the same image.
- If you can't play, draw one domino from the pile. If the pile is empty, skip your turn.
- The game ends when one player places all their dominoes or no more moves are possible.
- The player with the fewest dominoes left wins!